GE HealthCare

Versana Premier™

Easy to use. Easy to learn. Easy to diagnose.

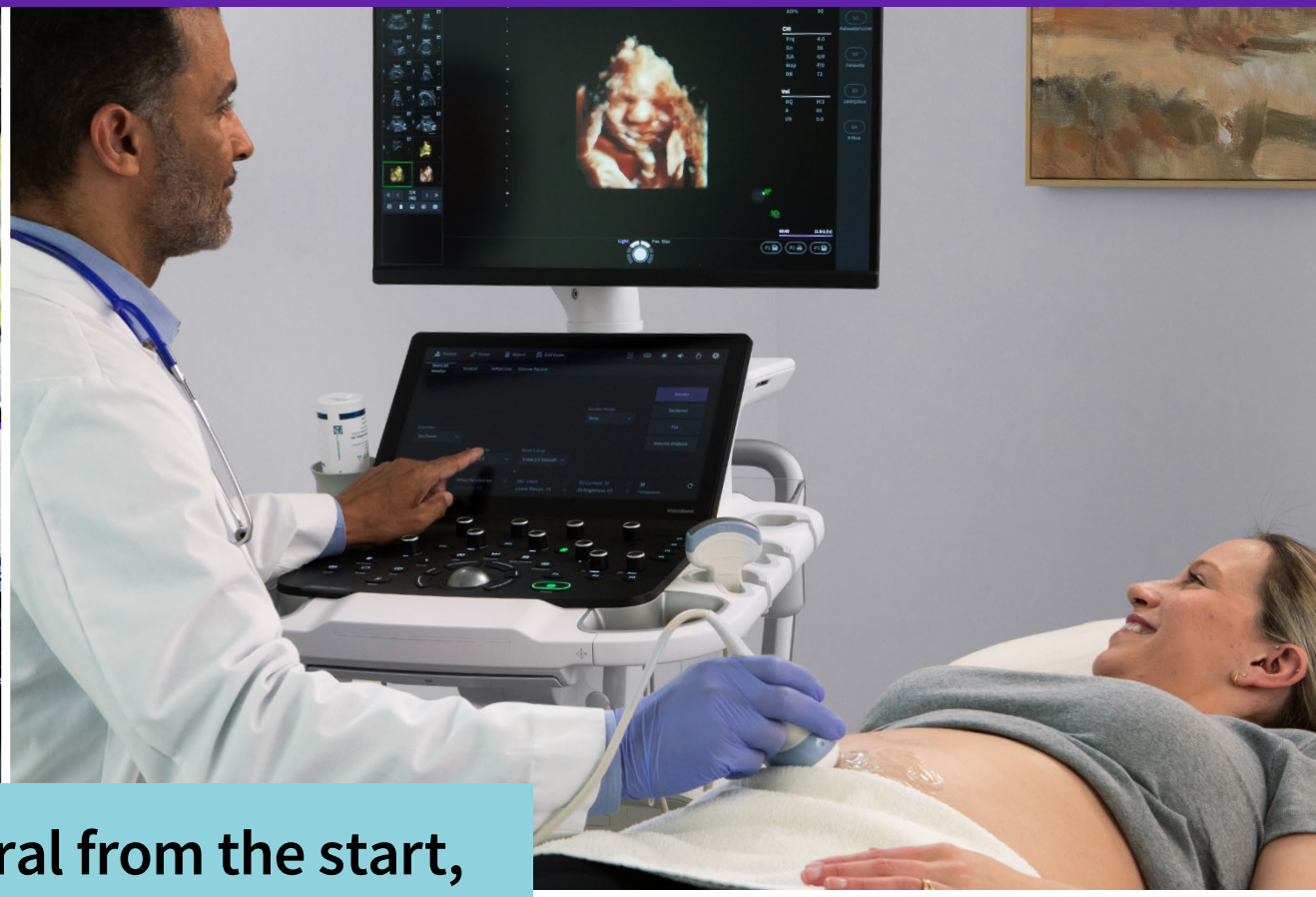

Some innovations feel so natural from the start, you wonder how you ever lived without them

Versana Premier

Easy to use. Easy to learn. Easy to diagnose.

Investing in and introducing a new ultrasound system to your practice can be a significant and challenging decision. Versana Premier helps clinicians enjoy the sophisticated yet familiar simplicity of an ultrasound system that feels natural from the start, making it easier than ever to deliver quality care to a wide range of patients every day.

Easy to use and easy to learn, Versana Premier lets clinicians easily and confidently diagnose a wide spectrum of patient conditions. Whether you're working in a women's health center, general practice office, health checkup or other site offering OB/GYN care, you can count on Versana Premier as a reliable and user-friendly ultrasound system designed to empower clinicians, enhance their efficiency, and provide optimal care, all with effortless productivity in mind.

Easy to use

From its design to its automated tools to its reliable service and support, Versana Premier delivers an effortless user experience.

Transform your workflow and accelerate scanning with advanced, intuitive features

- Experience up to 38% faster workflow with ***Whizz clinical features***, saving time and simplifying workflow[1]
- Create your own report templates with ***Whizz Report*** and import and display datasheets for references while scanning with ***Whizz Notes***
- Use new on-console features, including single-button flow shortcuts like ***Assistant***, to fit seamlessly into your daily routine

Advanced design and capabilities to simplify operations and meet the needs of your practice and patients

- Easily move the system around your facility with its portable design that is equipped with enhanced ergonomic updates, improved accessory management, and extended battery-powered scanning.

Easy to learn

Versana Premier offers an array of clinical and product education resources to help you and your staff master the system quickly, broaden your range of exam capabilities, and spend more quality time with your patients.

Robust educational support, advanced tools, & reliable service provide a comprehensive solution for users' practices both now & in the future

Completely backed by GE HealthCare for education and service with *Versana Club*, *My Trainer*, and *eDelivery*

1 — 2 — Maximize your efficiency and train new users with built-in reference and guidance tools, including *Scan Assistant*, *Scan Coach*, and *Scan Coach Voice Comments*

Benefit from the additional support tools such as *Imaging Insights,* which automatically optimizes system and probe fleet investment plans, identifies staff assignment and training needs, and monitors the variability of staff usage patterns. Capabilities such as *Digital Expert Connect* enable users to easily collaborate virtually with colleagues throughout their network, no matter where they're located

Easy to diagnose

Powered by *VisionBoost Architecture,* Versana Premier is designed to provide optimal imaging and tools needed to perform broad range of common OB/GYN examinations, so that users can accurately make decisions and reach a diagnosis with the greatest of ease.

Capture exceptional images with advanced clinical features to address challenging cases across clinical specialties and care areas

- See faster *3D/4D Renderings** supported by an updated graphic and processing unit
- Optimize images while scanning with *Whizz* and easily enhance or suppress color signals with *Whizz Color Flow*
- Effortlessly obtain the render start position with *Whizz RenderLive* to easily separate solid tissue in front of rendered objects for Static 3D/4D imaging
- Shift between Smooth Mode and Sharp Mode to view image features as preferred with *Whizz Easy Style*
- Put bigger smiles on patient faces with *V-Live 2.0* which gives you beautiful images that allow you to clearly follow baby's development
- Use *Static 3D/4D Volume Imaging* to obtain anatomical views not possible with 2D scanning alone

*Compared to Versana Premier V2

Reduce your scan time with automated productivity and simplified fetal measurement tools

- Quickly detect follicles and analyze their shape, volume and diameter with *Whizz Follicle* which then automatically populate into the report
- Make automated 2D measurements with *SonoBiometry* and *Volume Calculations* and *Auto Contour* for easy measurement, which seamlessly populate to report
- Record fetal growth data and structure descriptions using *Fetal Growth Curves* or charts to easily compare current and prior exams to track fetal development
- Use *Tomographic Ultrasound Imaging (TUI)* to assess multiple parallel slices of a volume with a single touch or *Virtual Organ Computer-aided Analysis (VOCAL)* to visualize and calculate the volume of structures
- Assess breast nodules with the *Breast Productivity Package* leveraging BI-RADS® Criteria
- Easily compare current and prior exams and track treatment progress with *Follow-Up Tool*

Leverage a wide range of transducers, including new IC9-RS, which produces high resolution images for OB/GYN care

Ergonomics & hardware updates

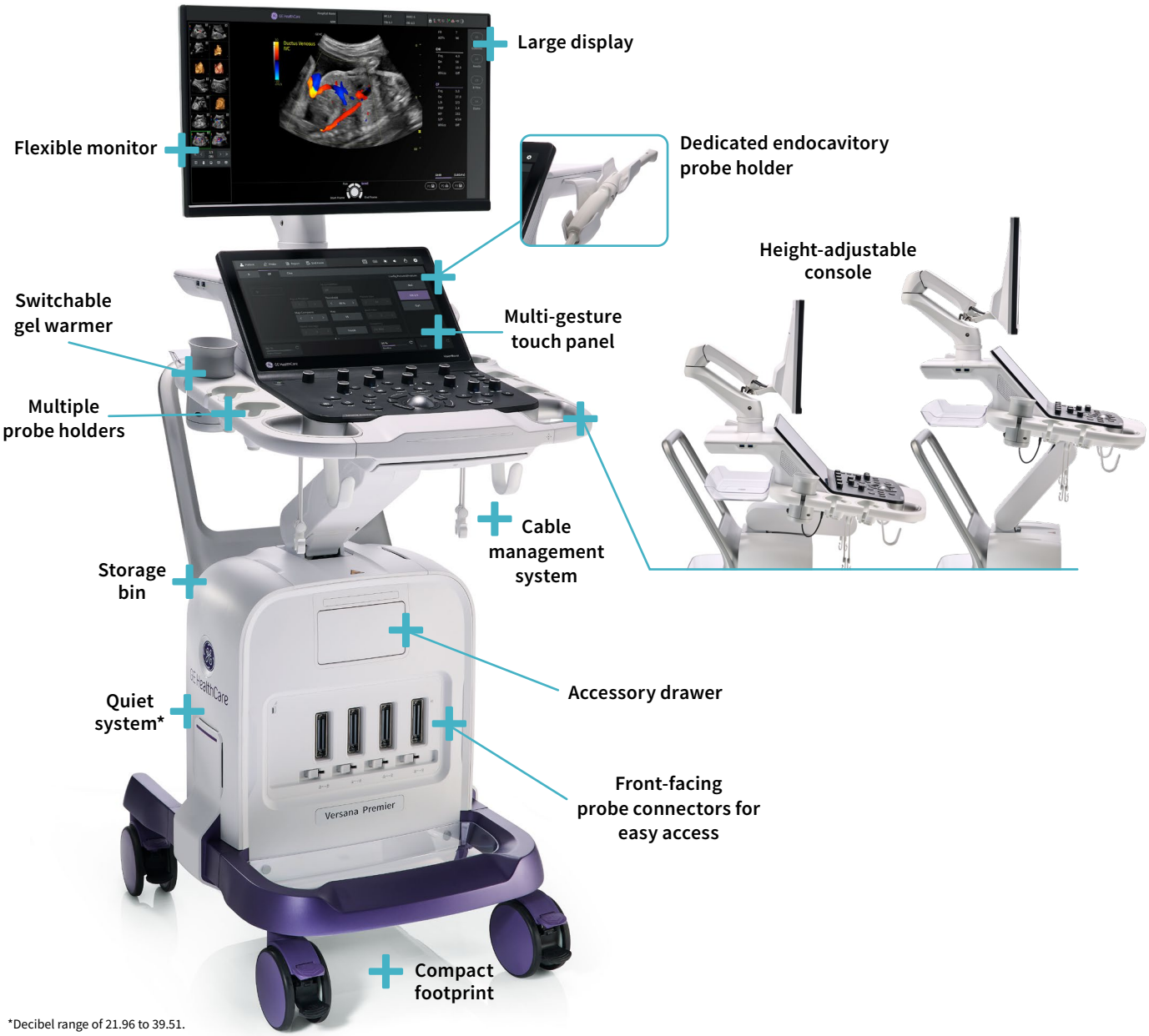

*Decibel range of 21.96 to 39.51.
Equivalent to Versana Premier V2

Versana Premier

is an intelligently productive, user-friendly ultrasound system with multiple exam protocols, tools, and advanced applications to streamline processes so it's easier than ever for you to deliver quality care to your wide range of patients every day.

Image gallery

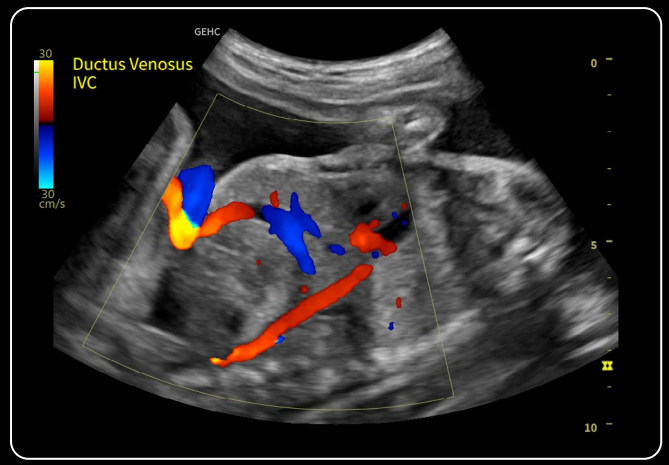

RAB2-6-RS Fetal Circulation with Color Flow

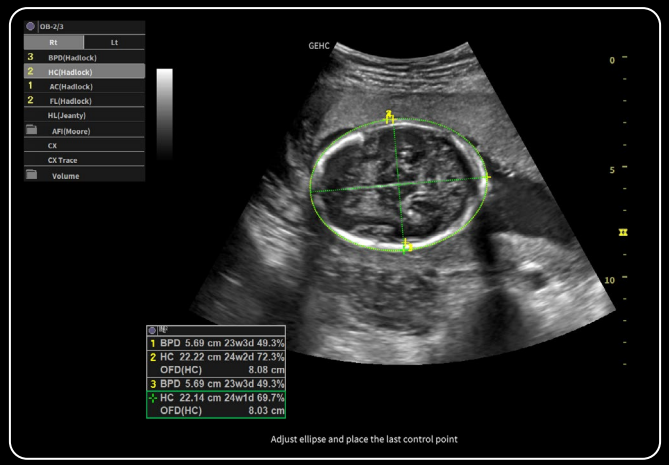

4C-RS Whizz Easy Style with SonoBiometry BPD

RAB2-6-RS Static 3D face with V-Live 2.0

C1-5-RS Four Chamber Heart

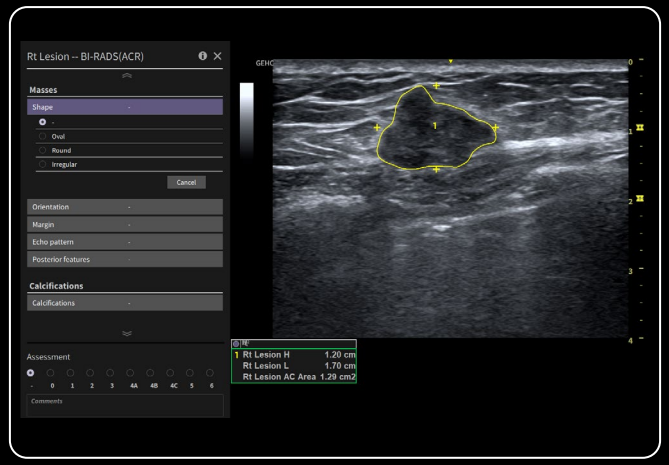

L3-12-RS Breast with Auto Contour & BI-RADS

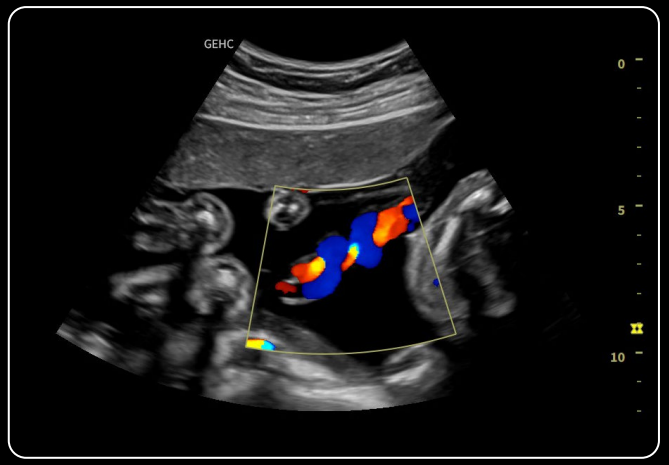

RAB2-6-RS umbilical with color Doppler

Familiar from day one

An ultrasound solution making the delivery of quality patient care easier than ever before

Advance your ultrasound skills with Versana Club

No matter your skill level, you can learn to harness the full power of your Versana Premier system with a membership in the Versana Club. The Versana Club offers resources to help you build your skills, network with others and share your ultrasound knowledge. Membership perks include:

- Image-sharing with peers around the world
- Web-based video tutorials and other educational offerings
- Information on Versana service solutions and products
- Articles on ultrasound and patient care

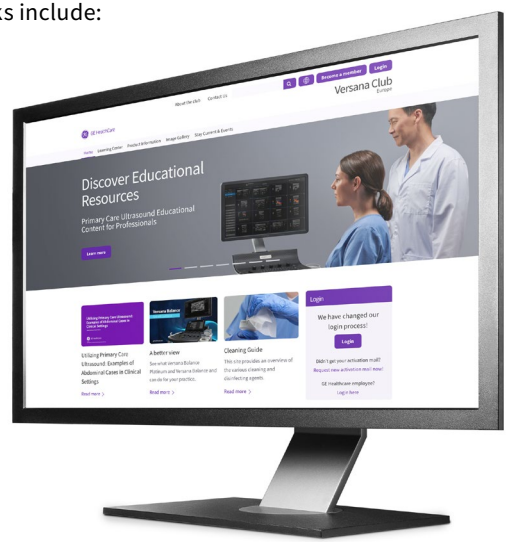

Register now at
www.versanaclub.net

Customized solutions and path to growth

Versana Premier can scale to suit your practice today and grow with you. Select a basic console and software. Then choose from a variety of optional upgrades as your practice advances

Experience the strength of the GE HealthCare family

Your support team is fully trained, GE HealthCare qualified, deeply experienced, and nearby.

- Expert support during and after purchase
- In-depth staff product training
- Remote or on-site technical, clinical and network support

Versana Essential™ | Versana Premier™ | Versana Balance™ | Versana Active™

1. GE HealthCare-sponsored usability study, using Whizz. Study was conducted in December 2022. JB24263XX

Products mentioned in the material may be subject to government regulations and may not be available in all countries. Shipment and effective sale can only occur after approval from the regulator. Please check with local GE HealthCare representative for details.

© 2024 GE HealthCare.

Versana Premier, Versana Essential, Versana Balance, Versana Active are trademarks of GE HealthCare. BI-RADS is a trademark of American College of Radiology. GE is a trademark of General Electric Company used under trademark license.

July 2024 JB29043XX

GE HealthCare